

WITH HARVEY, YOU GET PEACE OF MIND, STANDARD.

Clear Confidence

For over 60 years, we’ve built our reputation on the outstanding craftsmanship of our products and our world class customer service. You can rest easy knowing that most Harvey windows are backed by our Clear Confidence Warranty and that our commitment lasts a lifetime.

Claims

Warranties provided by Harvey are for product parts and mechanisms; they do not cover damages resulting from improper installation nor do they cover labor charges.

Please see actual warranty for details.



20 YEARS
GLASS SEAL

20 YEARS
TRANSFERABILITY

CLEAR:
Your windows are warrantied for life on any defects in structure, parts, and mechanisms, and for 20 years on interior glass seal failures.

CONFIDENCE:
We are confident in the quality of our products, but if something’s not quite right, you can count on our highly trained, US-based customer support specialists and field technicians to solve your issue over the phone or at your property if needed.

CONVENIENT:
We make receiving replacement parts easy, including full sash replacements for glass repairs—no professional glass installer needed*.

*Exceptions apply to discontinued and modified products



CLASSIC
Double Hung

CLASSIC DOUBLE HUNG WINDOW



Our most popular window, the Classic offers a variety of color, grid and hardware options to match the style of any home. ENERGY STAR packages and advanced performance features makes Classic an excellent choice for a hardworking, dependable, yet customizable window.



LOCK

Classic comes with a low profile cam lock. This die-cast metal lock is durable and does not compromise on style with four colors available: white, almond, oil-rubbed bronze and brushed nickel. Built to last and withstand wear and use, yet simple to operate.



MORE OPTIONS & FEATURES

- Grids come in 5/8" and 1" sizes
- Custom grid configurations plus oriel & cottage sash options
- Full and half size screens
- Double locks are standard on widths 30" and over
- Both sashes tilt in for cleaning; ventilation limit latches keep bottom or top sash partially opened

OPTIONS

ENERGY STAR GLASS



ThermaLock RS

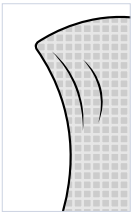


SunGain PLUS
HSHG

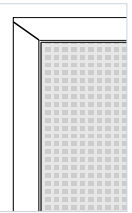


SunShield PLUS

SCREEN | FRAME




FlexScreen




Aluminum

SCREEN | MESH



VIEWS



Fiberglass

GRID | TYPE



GBG

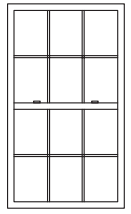


Exterior
Applied

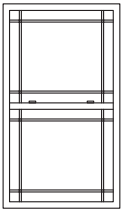


SDL

GRID | STYLE



Colonial



Prairie

COLORS | EXTERIOR



White Vinyl
(Standard)



Almond Vinyl



White Interior/
Black Laminate
Exterior



EXTERIOR PAINT
AVAILABLE

Interior/exterior finish also available in Matte Black Paint.

COLORS | HARDWARE



White
(Standard)



Almond



Black

Premium Hardware



Oil Rubbed
Bronze



Brushed
Nickel

Premium hardware includes matching lock and tilt latches